



TGN Energy

TGN Aggregate

Your portal to the future of power

Full control over your power

With TGN Aggregate, your power system becomes accessible and transparent. You can monitor all energy flow in real time and easily produce comprehensive reports on the status and performance of your system.

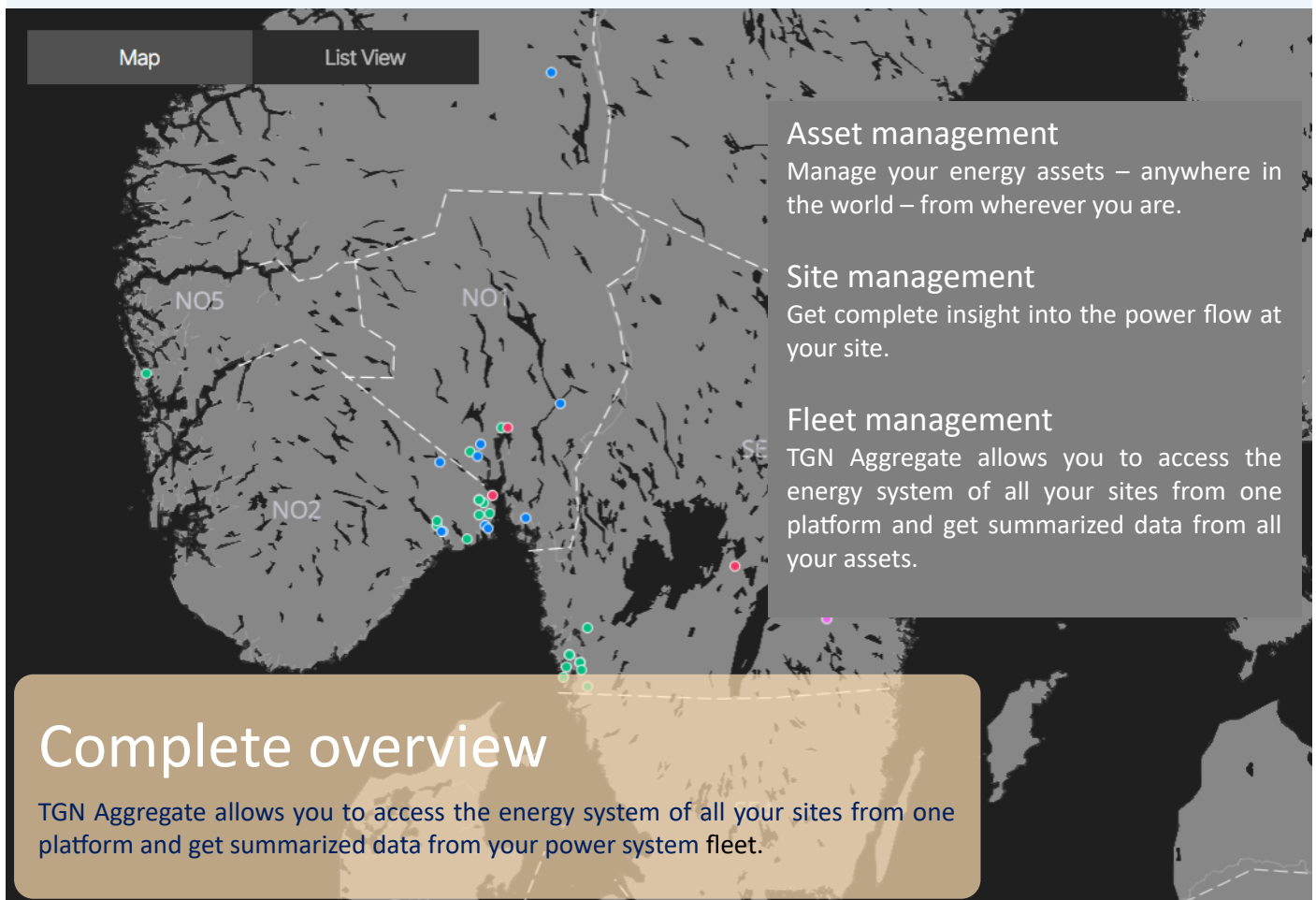
At your fingertips

TGN Aggregate can be accessed from any computer platform including tablets and phones. With the tap of the screen, you can access all the energy data from your systems, giving you an immediate eagle-eye perspective on the performance of your investment.

Be part of the solution!

TGN Aggregate enables you to connect your energy resources with the power grid flexibility markets. This allows your systems to contribute to the stability and security of the grid and generate revenue while doing so.

Your management platform



The screenshot displays a dark-themed interface with a map of Europe. At the top left, there are two tabs: 'Map' (selected) and 'List View'. The map shows several colored dots representing energy assets, with labels 'NO5', 'NO1', and 'NO2' visible. A semi-transparent grey box on the right side of the map contains three sections of text: 'Asset management', 'Site management', and 'Fleet management'. At the bottom left, there is a brown rounded rectangle containing the text 'Complete overview' and a paragraph describing the platform's capabilities.

Map List View

Asset management
Manage your energy assets – anywhere in the world – from wherever you are.

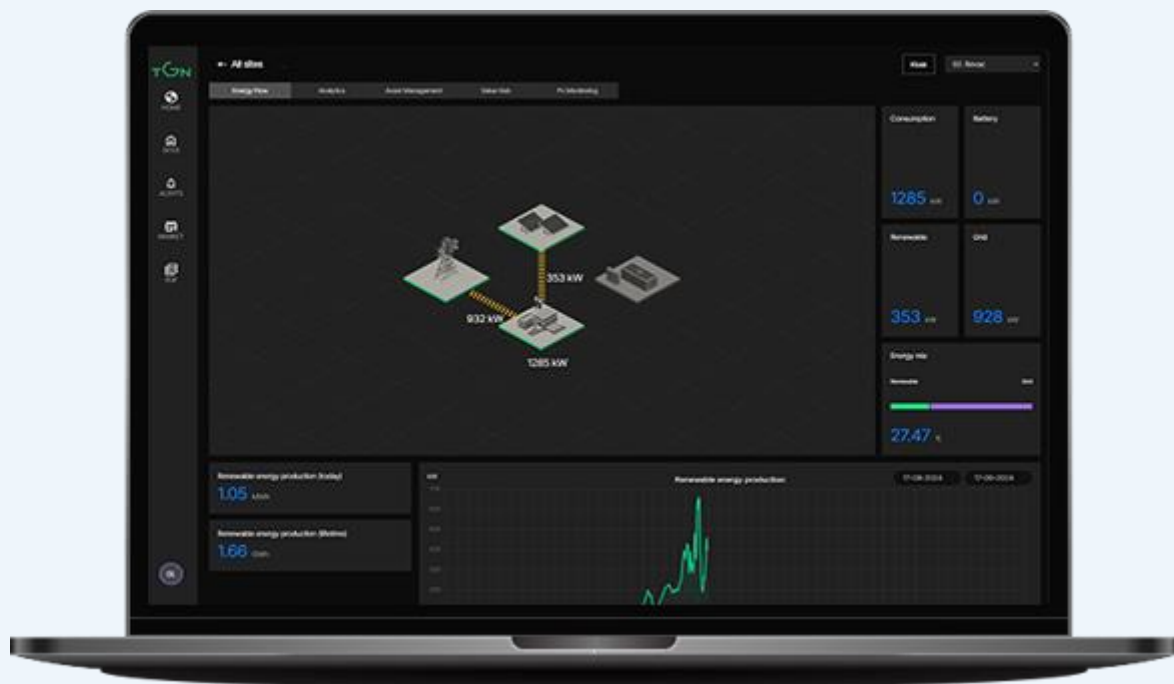
Site management
Get complete insight into the power flow at your site.

Fleet management
TGN Aggregate allows you to access the energy system of all your sites from one platform and get summarized data from all your assets.

Complete overview
TGN Aggregate allows you to access the energy system of all your sites from one platform and get summarized data from your power system fleet.

Pool your resources

TGN Aggregate allows for the aggregation of minor assets into larger group-assets. This enables participation in the frequency reserve markets for even the smallest assets. If your assets are not sufficient even in the aggregate, they can be aggregated with other TGN users to the same effect.



Comprehensive reports

Prepare comprehensive systems reports for upper management or reporting compliance to authorities at the click of a button. The system comes with a number of built-in templates that reads the data you need directly from the system and produces a verified report that can be downloaded or sent directly to an e-mail address. You can also set up automated regular reports so that you never have to think about it again.

Reports are digitally signed to verify the data authenticity and prevent falsification and presented in a clear and concise manner to prevent data obfuscation.



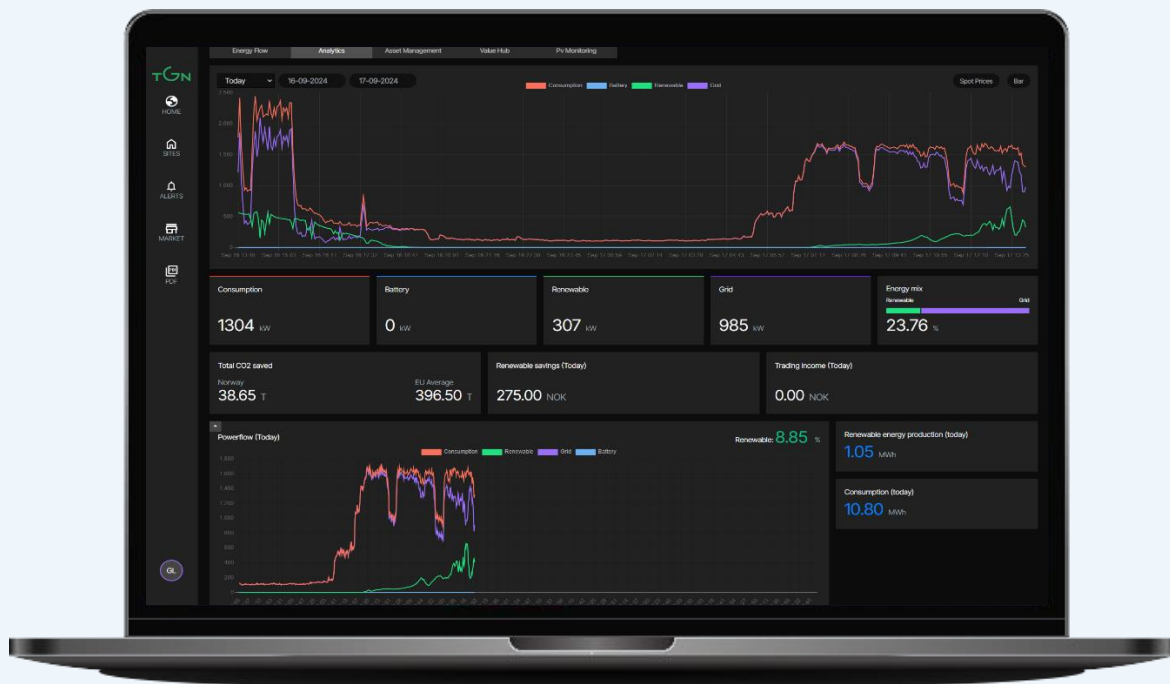
Economic insights

The Value Hub module offers a holistic overview, allowing clients to monitor Capex, OPEX, and payback periods. TGN Energy facilitates reporting as a service, ensuring transparency.



Analyzing the energy flow

The Analytics module analyzes the energy need and production from all your energy sources.



TGN Energy

Be part of the solution

TGN Energy reserves the right to make technical changes to the products as well as changes to the content of this document at any time without prior notice. For orders, the specifications agreed upon at the time of order are authoritative. TGN Energy assumes no responsibility for any errors or incompleteness in this document. We reserve all rights to this document and the items and illustrations contained therein.

TGN Energy

TGN Energy AS
Tenvikveien 373
3140 Nøtterøy



post@tgnenergy.com

+47 452 50 145

www.tgnenergy.com

